

## HIGHLIGHTS OF PRESCRIBING INFORMATION

These highlights do not include all the information needed to use VYLEESI™ safely and effectively. See full prescribing information for VYLEESI

**VYLEESI (bremelanotide injection), for subcutaneous use**  
**Initial U.S. Approval: 2019**

### -----INDICATIONS AND USAGE-----

VYLEESI is a melanocortin receptor agonist indicated for the treatment of premenopausal women with acquired, generalized hypoactive sexual desire disorder (HSDD) as characterized by low sexual desire that causes marked distress or interpersonal difficulty and is NOT due to:

- A co-existing medical or psychiatric condition,
- Problems with the relationship, or
- The effects of a medication or drug substance (1).

#### Limitations of Use (1):

- Not indicated for treatment of HSDD in postmenopausal women or in men.
- Not indicated to enhance sexual performance.

### -----DOSAGE AND ADMINISTRATION-----

- Inject 1.75 mg subcutaneously via the autoinjector to the abdomen or thigh, as needed, at least 45 minutes before anticipated sexual activity. (2.1)
- Do not administer more than one dose within 24 hours. (2.1)
- More than 8 doses per month is not recommended. (2.1)

### -----DOSAGE FORMS AND STRENGTHS-----

Subcutaneous injection: 1.75 mg/0.3 mL solution. (3)

### -----CONTRAINDICATIONS-----

Uncontrolled hypertension or known cardiovascular disease. (4)

### -----WARNINGS AND PRECAUTIONS-----

- Transient increase in blood pressure and decrease in heart rate: Occurs after each dose and usually resolves within 12 hours. Consider the patient's cardiovascular risk before initiating VYLEESI and periodically during

treatment and ensure blood pressure is well-controlled. VYLEESI is not recommended in patients at high risk for cardiovascular disease. (5.1)

- Focal hyperpigmentation: Reported by 1% of patients who received up to 8 doses per month, including involvement of the face, gingiva and breasts. Higher risk in patients with darker skin and with daily dosing. Resolution was not confirmed in some patients. Consider discontinuing VYLEESI if hyperpigmentation develops. (5.2)
- Nausea: Reported by 40% of patients who received up to 8 monthly doses, requiring anti-emetic therapy in 13% of patients and leading to premature discontinuation for 8% of patients. Improved for most patients with the second dose. Consider discontinuing VYLEESI or initiating anti-emetic therapy for persistent or severe nausea. (5.3)

### -----ADVERSE REACTIONS-----

Most common adverse reactions (incidence > 4%) are nausea, flushing, injection site reactions, headache, and vomiting. (6.1)

**To report SUSPECTED ADVERSE REACTIONS, contact AMAG Pharmaceuticals at 1-877-411-2510 or FDA at 1-800-FDA-1088 or [www.fda.gov/medwatch](http://www.fda.gov/medwatch)**

### -----DRUG INTERACTIONS-----

- VYLEESI may slow gastric emptying and impact absorption of concomitantly administered oral medications. (7.1)
- VYLEESI may significantly decrease the systemic exposure of orally-administered naltrexone; avoid use with orally administered naltrexone-containing products intended to treat alcohol or opioid addiction. (7.2)

### -----USE IN SPECIFIC POPULATIONS-----

- Pregnancy: Advise patients to discontinue VYLEESI if pregnancy is suspected. (8.1)
- Females of Reproductive Potential: Advise patients to use effective contraception while taking VYLEESI. (8.3)

**See 17 for PATIENT COUNSELING INFORMATION and FDA-approved patient labeling**

**Revised: 6/2019**

## FULL PRESCRIBING INFORMATION: CONTENTS\*

<b>1</b>	<b>INDICATIONS AND USAGE</b>	<b>10</b>	<b>OVERDOSAGE</b>
<b>2</b>	<b>DOSAGE AND ADMINISTRATION</b>	<b>11</b>	<b>DESCRIPTION</b>
	2.1 Recommended Dosage	<b>12</b>	<b>CLINICAL PHARMACOLOGY</b>
	2.2 Discontinuation of VYLEESI		12.1 Mechanism of Action
<b>3</b>	<b>DOSAGE FORMS AND STRENGTHS</b>		12.2 Pharmacodynamics
<b>4</b>	<b>CONTRAINDICATIONS</b>		12.3 Pharmacokinetics
<b>5</b>	<b>WARNINGS AND PRECAUTIONS</b>	<b>13</b>	<b>NONCLINICAL TOXICOLOGY</b>
	5.1 Transient Increase in Blood Pressure and Reduction in Heart Rate		13.1 Carcinogenesis, Mutagenesis, Impairment of Fertility
	5.2 Focal Hyperpigmentation	<b>14</b>	<b>CLINICAL STUDIES</b>
	5.3 Nausea	<b>16</b>	<b>HOW SUPPLIED / STORAGE AND HANDLING</b>
<b>6</b>	<b>ADVERSE REACTIONS</b>	<b>17</b>	<b>PATIENT COUNSELING INFORMATION</b>
	6.1 Clinical Trials Experience		
<b>7</b>	<b>DRUG INTERACTIONS</b>		
	7.1 Effect of VYLEESI on Other Drugs		
	7.2 Naltrexone		
<b>8</b>	<b>USE IN SPECIFIC POPULATIONS</b>		
	8.1 Pregnancy		
	8.2 Lactation		
	8.3 Females and Males of Reproductive Potential		
	8.4 Pediatric Use		
	8.5 Geriatric Use		
	8.6 Renal Impairment		
	8.7 Hepatic Impairment		

\*Sections or subsections omitted from the full prescribing information are not listed.

## FULL PRESCRIBING INFORMATION

### 1 INDICATIONS AND USAGE

VYLEESI is indicated for the treatment of premenopausal women with acquired, generalized hypoactive sexual desire disorder (HSDD), as characterized by low sexual desire that causes marked distress or interpersonal difficulty and is NOT due to:

- A co-existing medical or psychiatric condition,
- Problems with the relationship, or
- The effects of a medication or drug substance.

Acquired HSDD refers to HSDD that develops in a patient who previously had no problems with sexual desire. Generalized HSDD refers to HSDD that occurs regardless of the type of stimulation, situation or partner.

#### Limitations of Use

- VYLEESI is not indicated for the treatment of HSDD in postmenopausal women or in men.
- VYLEESI is not indicated to enhance sexual performance.

### 2 DOSAGE AND ADMINISTRATION

#### 2.1 Recommended Dosage

The recommended dosage of VYLEESI is 1.75 mg administered subcutaneously in the abdomen or thigh, as needed, at least 45 minutes before anticipated sexual activity. The duration of efficacy after each dose is unknown and the optimal window for VYLEESI administration has not been fully characterized. Patients may decide the optimal time for VYLEESI administration based on how they experience the duration of effect on desire and any adverse reactions such as nausea [*see Warnings and Precautions (5.3)*].

Patients should not administer more than one dose within 24 hours. The efficacy of consecutive doses within 24 hours has not been established and administering doses close together may increase the risk of additive effects on blood pressure [*see Warnings and Precautions (5.1)*].

Administering more than 8 doses per month is not recommended. Few patients in the phase 3 program received more than 8 doses per month. Also, more frequent dosing increases the risk for focal hyperpigmentation and the length of time per month when blood pressure is increased [*see Warnings and Precautions (5.1, 5.2)*].

VYLEESI is self-administered via a prefilled autoinjector pen. Visually inspect the drug product for particulate matter and discoloration prior to administration, whenever solution and container permit. Discard if the solution is cloudy, discolored, or visible particles are observed.

#### 2.2 Discontinuation of VYLEESI

Discontinue VYLEESI after 8 weeks if the patient does not report an improvement in her symptoms.

### **3 DOSAGE FORMS AND STRENGTHS**

Subcutaneous injection: 1.75 mg/0.3 mL clear solution in a single-dose autoinjector.

### **4 CONTRAINDICATIONS**

VYLEESI is contraindicated in patients who have uncontrolled hypertension or known cardiovascular disease [see *Warnings and Precautions (5.1)*].

### **5 WARNINGS AND PRECAUTIONS**

#### **5.1 Transient Increase in Blood Pressure and Reduction in Heart Rate**

VYLEESI transiently increases blood pressure and reduces heart rate after each dose. In clinical studies, VYLEESI induced maximal increases of 6 mmHg in systolic blood pressure (SBP) and 3 mmHg in diastolic blood pressure (DBP) that peaked between 2 to 4 hours post dose. There was a corresponding reduction in heart rate up to 5 beats per minute. Blood pressure and heart rate returned to baseline usually within 12 hours post-dose. No additive effects were seen for blood pressure or heart rate following repeat daily dosing 24-hours apart for up to 16 days [see *Clinical Pharmacology (12.2)*].

Before initiating VYLEESI, and periodically during treatment, consider the patient's cardiovascular risk and ensure blood pressure is well-controlled. VYLEESI is not recommended for patients at high risk for cardiovascular disease and is contraindicated in patients with uncontrolled hypertension or known cardiovascular disease [see *Contraindications (4)*].

To minimize the risk of more pronounced blood pressure effects, advise patients to not take more than one VYLEESI dose within 24 hours [see *Dosage and Administration (2.1)*].

#### **5.2 Focal Hyperpigmentation**

In the phase 3 placebo-controlled trials, focal hyperpigmentation, including involvement of the face, gingiva, and breasts, was reported in 1% of patients who received up to 8 doses per month of VYLEESI compared to no placebo-treated patients. In another clinical study, 38% of patients developed focal hyperpigmentation after receiving VYLEESI daily for 8 days; among patients who continued VYLEESI for 8 more consecutive days, an additional 14% developed new focal pigmentary changes. Patients with dark skin were more likely to develop focal hyperpigmentation. Resolution of the focal hyperpigmentation was not confirmed in all patients after discontinuation of VYLEESI. More than 8 monthly doses of VYLEESI is not recommended. Consider discontinuing VYLEESI if hyperpigmentation develops.

#### **5.3 Nausea**

In the phase 3 placebo-controlled trials, nausea was the most commonly reported adverse reaction, reported in 40% of VYLEESI-treated patients, requiring anti-emetic therapy in 13% of VYLEESI-treated patients and leading to premature discontinuation from the trials for 8% of VYLEESI-treated patients. Nausea improves for most patients with the second dose [see *Adverse Reactions (6.1)*]. Consider discontinuing VYLEESI for persistent or severe nausea or initiating anti-emetic therapy for those patients who are bothered by nausea but wish to continue with VYLEESI treatment.

## 6 ADVERSE REACTIONS

The following adverse reactions are discussed in greater detail elsewhere in labeling:

- Transient increases in blood pressure and reductions in heart rate [*see Warnings and Precautions (5.1) and Clinical Pharmacology (12.2)*]
- Focal hyperpigmentation [*see Warnings and Precautions (5.2)*]
- Nausea [*see Warnings and Precautions (5.3)*]

### 6.1 Clinical Trials Experience

Because clinical trials are conducted under widely varying conditions, adverse reaction rates observed in the clinical trials of a drug cannot be directly compared to the rates in the clinical trials of another drug and may not reflect the rates observed in practice.

The efficacy and safety of VYLEESI was studied in two identical, 24-week, randomized, double-blind, placebo-controlled trials in 1247 premenopausal women with acquired, generalized HSDD. The age range was 19-56 years old with a mean age of 39 years old; 86% were White and 12% were Black. Both trials also included a 52-week open-label, uncontrolled extension phase during which 684 patients received VYLEESI [*see Clinical Studies (14)*]. Most patients used VYLEESI two to three times per month and no more than once a week.

Serious adverse reactions were reported in 1.1% of VYLEESI-treated patients and 0.5% of placebo-treated patients.

#### Adverse Reactions Leading to Study Discontinuation

The discontinuation rate due to adverse reactions was 18% among patients treated with VYLEESI and 2% among patients treated with placebo. The most common adverse reactions leading to study drug discontinuation in the VYLEESI group were nausea (8%), headache (2%), vomiting (1%), flushing (1%), injection site reactions (1%), flu-like symptoms (<1%) and increased blood pressure (<1%).

#### Common Adverse Reactions

Table 1 provides the incidence of common adverse reactions (those reported in at least 2% of patients in the VYLEESI treatment group and at an incidence that was greater than in the placebo group). The most common adverse reactions included nausea, flushing, injection site reactions and headache. The majority of events were reported to be mild (31%) to moderate (40%) in intensity and transient.

**Table 1: Adverse Reactions Occurring in  $\geq 2\%$  of Patients in Randomized, Double-Blind Controlled Trials with VYLEESI in Premenopausal Women with HSDD**

	VYLEESI (n = 627) %	Placebo (n= 620) %
Nausea	40.0	1.3
Flushing	20.3	0.3
Injection site reactions <sup>a</sup>	13.2	8.4
Headache	11.3	1.9
Vomiting	4.8	0.2
Cough	3.3	1.3
Fatigue	3.2	0.5
Hot flush	2.7	0.2
Paraesthesia	2.6	0.0
Dizziness	2.2	0.5
Nasal congestion	2.1	0.5

<sup>a</sup>Includes injection site pain, unspecified injection site reactions, erythema, hematoma, pruritus, hemorrhage, bruising, paresthesia and hypoesthesia

### *Nausea*

In the pooled phase 3 placebo-controlled trials, nausea was the most common adverse reaction, reported in 40% of VYLEESI-treated patients compared to 1% of placebo-treated patients. The median onset of nausea was within one-hour post-dose and lasted about two hours in duration. The incidence of nausea was highest after the first VYLEESI dose (reported in 21% of patients) then declined to about 3% after subsequent doses. Thirteen percent of VYLEESI-treated patients received an anti-emetic medication. Overall, 8% of VYLEESI-treated patients and no placebo-treated patients prematurely discontinued the trials due to nausea. [see *Warnings and Precautions (5.3)*]

### *Headache*

In the pooled phase 3 placebo-controlled trials, headache occurred at a higher incidence in VYLEESI-treated patients (11%) than placebo-treated patients (2%). One patient experienced a headache event that was serious (intractable pain leading to hospitalization) and 1% of patients who received VYLEESI discontinued the study due to headache.

### *Flushing*

In the pooled phase 3 placebo-controlled trials, flushing occurred more frequently in VYLEESI-treated patients (20%) than placebo-treated patients (<1%). None of the flushing events were serious and few were severe (<1%), and 1% of patients who received VYLEESI discontinued the study due to flushing.

### Less Common Adverse Reactions

Less common adverse reactions occurring in <2% of VYLEESI-treated patients and at an incidence greater than in the placebo group were upper abdominal pain, diarrhea, myalgia, arthralgia, pain, restless leg syndrome, rhinorrhea, increased creatine phosphokinase, blood pressure increased, pain in extremity and focal skin hyperpigmentation.

## *Acute hepatitis*

In the open-label, uncontrolled extension phase of one study, a single case of acute hepatitis was reported in a patient who had received 10 doses of VYLEESI over one year. She presented with serum transaminases exceeding 40 times the upper limit of normal (ULN), total bilirubin 6 times the ULN, and alkaline phosphatase less than 2 times ULN. Liver tests returned to normal 4 months after study drug discontinuation. Because another etiology was not identified, the role of VYLEESI could not definitively be excluded. There was no imbalance between treatment groups in serum transaminase outliers or other signals for hepatotoxicity in the clinical development program.

## **7 DRUG INTERACTIONS**

### **7.1 Effect of VYLEESI on Other Drugs**

VYLEESI may slow gastric emptying and thus has the potential to reduce the rate and extent of absorption of concomitantly administered oral medications. Instruct patients to avoid the use of VYLEESI when taking concomitant oral drugs that are dependent on threshold concentrations for efficacy (e.g., antibiotics). In addition, patients should consider discontinuing VYLEESI if there is a delayed drug effect of concomitant oral medications when a quick onset of drug effect is desired (e.g. drugs for pain relief such as indomethacin).

### **7.2 Naltrexone**

As VYLEESI may significantly decrease the systemic exposure of orally-administered naltrexone, patients should avoid using VYLEESI with an orally administered naltrexone-containing product that is intended to treat alcohol and opioid addiction due to the severe consequence of naltrexone treatment failure [*see Clinical Pharmacology (12.3)*].

## **8 USE IN SPECIFIC POPULATIONS**

### **8.1 Pregnancy**

#### Pregnancy Exposure Registry

There will be a pregnancy exposure registry that monitors pregnancy outcomes in women exposed to VYLEESI during pregnancy. Pregnant women exposed to VYLEESI and healthcare providers are encouraged to call the VYLEESI Pregnancy Exposure Registry at (877) 411- 2510.

#### Risk Summary

The few pregnancies in women exposed to VYLEESI in clinical trials are insufficient for determining whether there is a drug-associated risk for major birth defects, miscarriage or adverse maternal or fetal outcomes.

Based on findings in animal studies, the use of VYLEESI in pregnant women may be associated with the potential for fetal harm. In animal reproduction and development studies, daily subcutaneous administration of bremelanotide to pregnant dogs during the period of organogenesis at exposures greater than or equal to 16 times the maximum recommended dose (based on area under the concentration-time curve or AUC) produced fetal harm. In mice subcutaneously dosed with bremelanotide during pregnancy and lactation, developmental effects were observed in the offspring at greater than or equal to 125-times the maximum recommended dose (based on AUC) [*see Data*]. However, the lowest bremelanotide dose associated with fetal harm has not been identified for either species. For this reason, women should use effective contraception while taking VYLEESI and discontinue VYLEESI if pregnancy is suspected.

In the U.S. general population, the estimated background risk of major birth defects and miscarriage in clinically recognized pregnancies is 2% to 4% and 15% to 20%, respectively.

## Data

### *Human Data*

There were 7 pregnancies reported in the clinical trials of more than 1057 patients treated with VYLEESI for up to 12 months. Among these 7 pregnancies, no major congenital anomalies were reported. There was one spontaneous abortion (miscarriage), five full-term live births, and one outcome was unknown due to loss to follow-up.

### *Animal Data*

An embryofetal development study was conducted in the dog and a pre- and postnatal development study was conducted in the mouse to inform developmental risk. These two species are not routinely used for reproductive toxicity assessment but were the only two species that could be successfully dosed by the subcutaneous route during gestation.

Bremelanotide was administered subcutaneously to pregnant dogs (8/dose) at 2, 8, or 20 mg/kg from gestation day (GD) 18-35, corresponding to the period from implantation to late embryogenesis in the dog. Embryofetal toxicity, as measured by post-implantation loss, was elevated approximately 3 to 8-fold compared to controls across all treated groups but was not dose-dependent. A developmental no-observed-effect level (NOEL) was not set. At the low dose of 2 mg/kg/day in the dog, exposure was approximately 16 times the human exposure based on AUC.

In a pre- and postnatal development study, female mice (30/dose) were dosed subcutaneously at 0, 30, 75, and 150 mg/kg/day from GD 6 through lactation day (LD) 28, and two generations of offspring were assessed (F1 and F2). There were no effects on reproductive parameters in parental (F0) or F1 generation animals at doses up to 150 mg/kg/day (approximately 760 times the human AUC). However, developmental delays were observed in the F1 generation mice at  $\geq 30$  mg/kg/day (approximately 125 times the human AUC). For that reason, a developmental NOEL was not set. There were no significant effects on the growth and development of F2 generation pups.

## **8.2 Lactation**

### Risk Summary

There is no information on the presence of bremelanotide or its metabolites in human milk, the effects on the breastfed infant, or the effects on milk production.

The developmental and health benefits of breastfeeding should be considered along with the mother's clinical need for VYLEESI and any potential adverse effects on the breastfed child from VYLEESI or from the underlying maternal condition.

## **8.3 Females and Males of Reproductive Potential**

### Contraception

Use of VYLEESI during pregnancy is not recommended [*see Use in Specific Populations (8.1)*]. Advise females of reproductive potential to use effective contraception while taking VYLEESI, and to discontinue VYLEESI if pregnancy is suspected.

## 8.4 Pediatric Use

The safety and effectiveness of VYLEESI have not been established in pediatric patients.

## 8.5 Geriatric Use

The safety and effectiveness of VYLEESI have not been established in geriatric patients.

## 8.6 Renal Impairment

No dosing adjustments are recommended for patients with mild to moderate (eGFR 30-89 mL/min/1.73 m<sup>2</sup>) renal impairment. Use with caution in patients with severe (eGFR <30 mL/min/1.73 m<sup>2</sup>) renal impairment, because these patients may have an increase in the incidence and severity of adverse reactions (e.g., nausea and vomiting) [see *Clinical Pharmacology* (12.3)].

## 8.7 Hepatic Impairment

No dosing adjustments are recommended for patients with mild to moderate (Child-Pugh A and B; score 5-9) hepatic impairment. VYLEESI has not been evaluated in patients with severe hepatic impairment. Use with caution in patients with severe (Child-Pugh C; score 10-15) hepatic impairment, because these patients may have an increase in the incidence and severity of adverse reactions (e.g., nausea and vomiting) [see *Clinical Pharmacology* (12.3)].

## 10 OVERDOSAGE

No reports of overdosage with VYLEESI have been reported. Nausea, focal hyperpigmentation and more pronounced blood pressure increases are more likely with higher doses. In the event of overdosage, treatment should address the symptoms with supportive measures, as needed.

## 11 DESCRIPTION

VYLEESI (bremelanotide injection) contains bremelanotide, a melanocortin receptor agonist for subcutaneous administration via an autoinjector. Bremelanotide acetate is a synthetic, cyclic heptapeptide with a free acid at the carboxyl terminus and an acetylated amino group at the amino terminus of the peptide with the following structure:



The molecular formula of bremelanotide acetate is C<sub>50</sub>H<sub>68</sub>N<sub>14</sub>O<sub>10</sub> • xCH<sub>3</sub>COOH (1 ≤ x ≤ 2) and the molecular weight is 1025.2 (free base).

VYLEESI (bremelanotide injection) is supplied as a sterile, clear solution in a pre-filled syringe contained in a single-dose autoinjector for subcutaneous administration. Each pre-filled syringe contains 1.75 mg of bremelanotide (equivalent to 1.89 mg bremelanotide acetate) in 0.3 mL solution. Inactive ingredients consist of 2.5% glycerin, sterile water for injection, and hydrochloric acid or sodium hydroxide added to adjust the pH.

## 12 CLINICAL PHARMACOLOGY

### 12.1 Mechanism of Action

Bremelanotide is a melanocortin receptor (MCR) agonist that nonselectively activates several receptor subtypes with the following order of potency: MC1R, MC4R, MC3R, MC5R, MC2R. At therapeutic dose levels, binding



to MC1R and MC4R is most relevant. Neurons expressing MC4R are present in many areas of the central nervous system (CNS). The mechanism by which VYLEESI improves HSDD in women is unknown. The MC1R is expressed on melanocytes; binding at this receptor leads to melanin expression and increased pigmentation.

## 12.2 Pharmacodynamics

### Transient Increases in Blood Pressure

In an open-label ambulatory blood pressure monitoring study of 127 premenopausal women receiving VYLEESI once daily, there was a mean increase of 1.9 mmHg (95% CI: 1.0 to 2.7) in daytime systolic blood pressure (SBP) and a mean increase of 1.7 mmHg (95% CI: 0.9 to 2.4) in daytime diastolic blood pressure (DBP) after 8 days of dosing. The increase in SBP and DBP was transient with a mean peak effect in SBP of 2.8 mmHg between 4 to 8 hours post-dose and 2.7 mmHg for DBP at 0 to 4 hours post-dose. The increase in BP after 8 days of dosing was accompanied by a simultaneous and transient mean decrease in heart rate of 0.5 beats per minute (95% CI: -1.6 to -0.7). The SBP and DBP values 12 to 24-hours post-dose were similar to the pre-dose values [see *Warnings and Precautions (5.1)*].

### Alcohol Interaction

A placebo-controlled, randomized, double-blind, three-period, three-way crossover study was conducted to assess the safety of a single intranasal 20 mg dose of bremelanotide co-administered with alcohol in 12 healthy male and 12 healthy female subjects. Intranasal bremelanotide or placebo spray was administered 10 minutes after consumption of placebo drink or 0.6 g/kg ethanol (equivalent of three 12 ounce cans of beer containing 5% alcohol content, three 5 ounce glasses of wine containing 12% alcohol content, or three 1.5 ounce shots of 80-proof spirit in a 70 kg person).

The 20 mg intranasal dose achieves a 2.5-fold higher mean  $C_{max}$  than that of VYLEESI. Alcohol consumption had no effect on the pharmacokinetic profile of bremelanotide. The incidence of flushing was higher with bremelanotide plus ethanol compared to ethanol alone, but similar to the incidence with bremelanotide alone. The incidence of headache was higher with bremelanotide plus ethanol compared to bremelanotide alone, but similar to the incidence with ethanol alone. The incidence of other adverse reactions was similar across the treatment groups. The incidence of abnormal orthostatic blood pressure reductions was comparable between the bremelanotide plus ethanol group and the ethanol alone group. No participants discontinued due to adverse reactions.

### Cardiac Electrophysiology

A 20 mg intranasal dose of bremelanotide does not prolong the QTc interval to any clinically relevant extent.

## 12.3 Pharmacokinetics

Following subcutaneous administration of VYLEESI, the mean plasma  $C_{max}$  and AUC of bremelanotide are 72.8 ng/mL and 276 hr\*ng/mL, respectively. Mean plasma concentrations of bremelanotide increase in a less than dose proportional manner in the dose range of 0.3 to 10 mg, with mean  $C_{max}$  levels reaching a plateau at the 7.5 mg subcutaneous dose level (approximately 4.3 times the maximum recommended dose).

### Absorption

Bremelanotide median  $T_{max}$  is approximately 1.0 hour (range: 0.5 - 1.0 hours) in plasma. The absolute bioavailability of bremelanotide following subcutaneous administration of VYLEESI was about 100%. The site of subcutaneous administration (abdomen and thigh) had no significant effect on the systemic exposure to bremelanotide.

## Distribution

Twenty-one percent of bremelanotide binds to human serum protein. The mean (SD) volume of distribution after a single subcutaneous administration of VYLEESI is  $25.0 \pm 5.8$  L.

## Elimination

Following a single subcutaneous administration of VYLEESI, mean terminal half-life of bremelanotide is approximately 2.7 hours (range: 1.9– 4.0 hours) and the mean ( $\pm$  SD) clearance (CL/F) is  $6.5 \pm 1.0$  L/hr.

## Metabolism

As a peptide with 7 amino acids, the primary metabolic pathway of bremelanotide involves multiple hydrolyses of the amide bond of the cyclic peptide.

## *Excretion*

Following administration of a radiolabeled dose, 64.8% of the total radioactivity was recovered in urine and 22.8% in feces.

## Specific Populations

### *Patients with Renal Impairment*

Following a single subcutaneous dose of VYLEESI, bremelanotide exposure (AUC) increased 1.2-fold in patients with mild (eGFR, 60 to 89 mL/min/1.73 m<sup>2</sup>) renal impairment, 1.5-fold in patients with moderate (eGFR, 30 to 59 mL/min/1.73 m<sup>2</sup>) renal impairment, and 2-fold in patients with severe (eGFR, <30 mL/min/1.73 m<sup>2</sup>) renal impairment [*see Use in Specific Populations (8.6)*].

### *Patients with Hepatic Impairment*

Following a single subcutaneous dose of VYLEESI, bremelanotide exposure (AUC<sub>0-inf</sub>) increased 1.2-fold in patients with mild (Child-Pugh A; score of 5-6) hepatic impairment and 1.7-fold in patients with moderate (Child-Pugh B; score of 7-9) hepatic impairment [*see Use in Specific Populations (8.7)*]. The effect of severe hepatic impairment on the pharmacokinetics of bremelanotide was not studied.

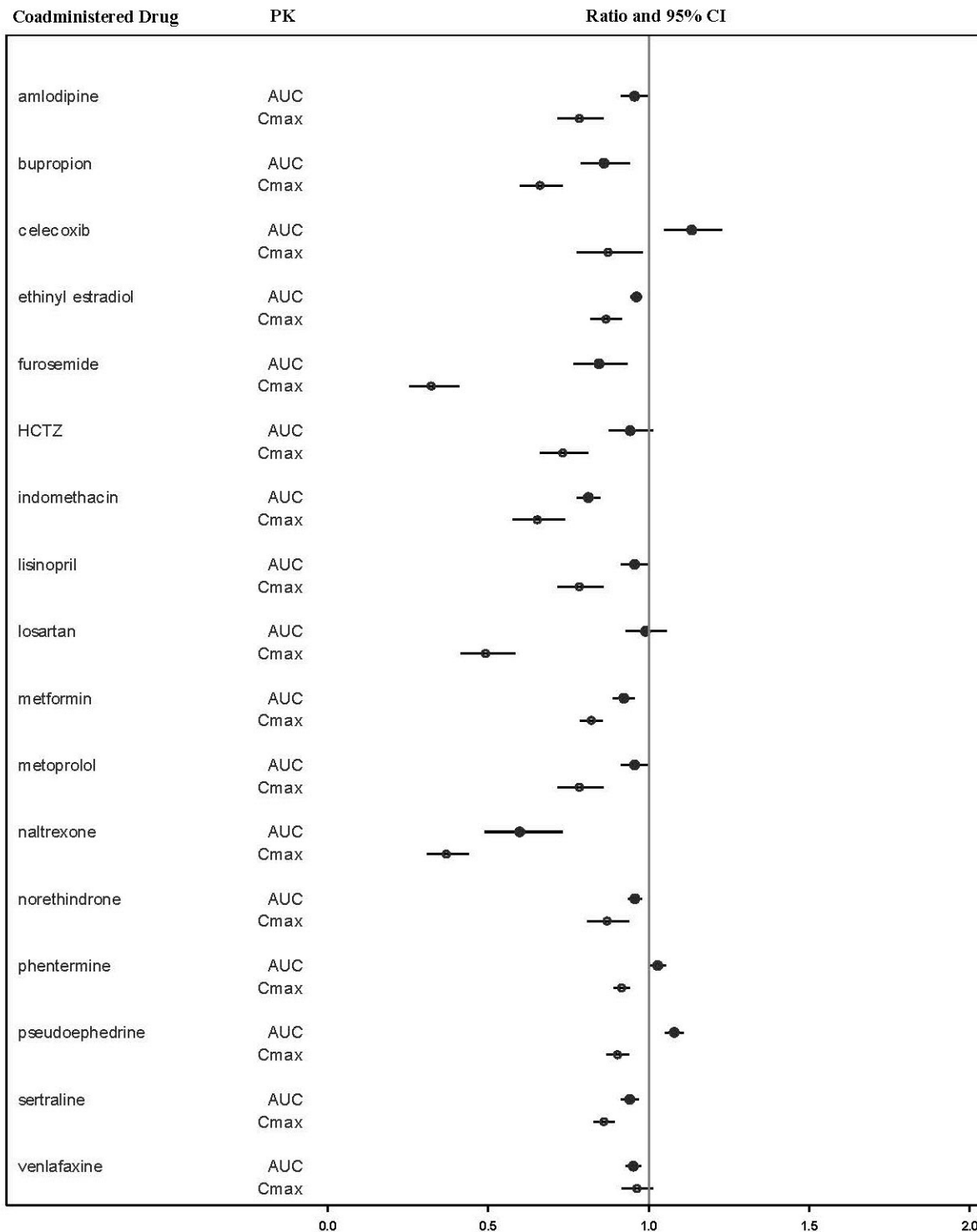
## Drug Interaction Studies

### *Potential for VYLEESI to Influence the Pharmacokinetics of Other Drugs*

VYLEESI may reduce the rate and extent of absorption of concomitantly administered oral medications, likely due to slowing gastric motility. In clinical pharmacology studies, VYLEESI did not affect the absorption of the tested orally administered concomitant medications to any clinically relevant degree, except for naltrexone and indomethacin [*see Drug Interactions (7)*].

The effects of bremelanotide on the pharmacokinetics of other drugs are summarized below as change relative to the other drug administered alone (test/reference) (Figure 1).

**Figure 1: Effects of Bremelanotide 1.75 mg SC on the Pharmacokinetic Exposures of Orally Administered Medications**



Note: AUC = area under the plasma concentration-time curve; BMT = bremelanotide; CI = confidence interval; Cmax = maximum plasma concentration; SC = subcutaneous.

## 13 NONCLINICAL TOXICOLOGY

### 13.1 Carcinogenesis, Mutagenesis, Impairment of Fertility

#### Carcinogenesis

There were no significant increases in tumor incidence in two-year carcinogenicity studies with intranasal administration (0.5, 2.5, and 5 mg/animal/day) of bremelanotide to male and female rats, and subcutaneous administration (3, 9, and 15 mg/kg/day) to male and female mice. Multiples of exposure were calculated based on average  $C_{max}$  at the high dose over the course of the study and were 1.1-fold and 111-fold the human  $C_{max}$  for rats and mice, respectively.

#### Mutagenesis

Bremelanotide was not genotoxic or mutagenic in a battery of tests, including the in vitro bacterial reverse mutation assay, the in vitro chromosomal aberration test in Chinese Hamster Ovary cells, and the in vivo mouse micronucleus assay.

#### Impairment of Fertility

There were no effects on fertility in male (75 mg/kg/day, approximately 375 times the human AUC) or female (150 mg/kg/day, approximately 760 times the human AUC) mice following subcutaneous administration.

## 14 CLINICAL STUDIES

The efficacy of VYLEESI for the treatment of HSDD in premenopausal women was evaluated in two identical, Phase 3, randomized, double-blind, placebo-controlled trials: NCT02333071 and NCT02338960 (Study 1 and Study 2). Both trials included premenopausal women with acquired, generalized HSDD of at least 6 months' duration. All patients in heterosexual relationships were required to use an effective form of contraception. A majority of patients (74% in Study 1 and 67% in Study 2) reported HSDD with concomitant decreased arousal. The trials consisted of two phases: a Core Study Phase (24-week placebo-controlled, double-blind treatment period) and an uncontrolled, 52-week Open-label Extension Study Phase.

Study participants were randomized to subcutaneous injections of VYLEESI 1.75 mg (n= 635) or placebo (n= 632), self-administered by an autoinjector on an as-needed basis. Patients were instructed to administer the drug approximately 45 minutes prior to anticipated sexual activity. Patients were not to administer more than one dose within a 24-hour period and no more than twelve doses per month. Trial participants were mostly Caucasian (86%) or Black (12%). The mean age of study participants was 39 years old (range 19 to 56 years old); the mean duration in a monogamous relationship was 12 years, and the mean duration of HSDD was approximately 4 years. Across the two trials, the median number of VYLEESI injections was 10 in the 24-week double-blind treatment period and 12 during the uncontrolled open-label extension. Most patients used VYLEESI two to three times per month and no more than once a week.

Study 1 and Study 2 had the following co-primary efficacy endpoints:

- Change from baseline to end of study (EOS) in the Desire domain from the Female Sexual Function Index (FSFI) (Questions 1 and 2). Question 1 asks patients “*Over the past 4 weeks, how often did you feel sexual desire or interest?*”, with responses ranging from 1 (almost never or never) to 5 (almost always or always). Question 2 asks patients “*Over the past 4 weeks, how would you rate your level (degree) of sexual desire or interest?*”, with responses ranging from 1 (very low or none at all) to 5 (very high). The FSFI Desire domain score was calculated by adding the patient’s responses to these two questions then multiplying that sum by 0.6. The FSFI Desire Domain score ranged from 1.2 to 6. An increase in the FSFI Desire domain score over time denotes improvement in sexual desire.
- Change from baseline to EOS in the score for feeling bothered by low sexual desire as measured by the Female Sexual Distress Scale – Desire/Arousal/Orgasm Question 13 (FSDS-DAO Q13). This question asks patients, “*How often did you feel: Bothered by low sexual desire?*” Patients assessed their sexual distress over a 30-day recall period and responded on a scale of 0 (never) to 4 (always). A decrease in the FSDS-DAO Q13 score over time denotes improvement in the level of distress associated with low sexual desire.

EOS is defined as the patient’s last study visit during the double-blind treatment period. For patients who completed the double-blind treatment period, the EOS visit occurred at Week 24.

Efficacy results for these co-primary endpoints from Study 1 and Study 2 are summarized in Table 2 and Table 3. In both studies, VYLEESI showed a statistically significant increase in the FSFI Desire Domain score and a statistically significant decrease in the FSDS-DAO Q13 score from baseline to the EOS visit compared to placebo. The magnitude of the treatment differences was similar in both studies.

**Table 2: Efficacy Results for the FSFI-Desire Domain Score in Premenopausal HSDD Patients in Study 1 and Study 2 (MITT\* Population)**

	Study 1		Study 2	
	VYLEESI 1.75 mg (N= 313)	Placebo (N= 315)	VYLEESI 1.75 mg (N= 282)	Placebo (N=288)
Mean Baseline (SD) <sup>1</sup>	2.1 (0.9)	2.0 (0.8)	2.0 (0.8)	2.1 (0.8)
Mean Change from Baseline (SD)	0.5 (1.1)	0.2 (1.0)	0.6 (1.0)	0.2 (0.9)
Median Change from Baseline	0.6	0	0.6	0
p-value <sup>2</sup>	0.0002		< 0.0001	

<sup>1</sup> FSFI Desire score range: 1.2 to 6.0, with higher scores indicating greater desire.

<sup>2</sup> p-value from unadjusted Wilcoxon rank-sum test.

\* MITT: modified intent to treat defined as all patients who were randomized, used at least one dose of double-blind study drug, and had at least one double-blind follow-up visit. However, one VYLEESI patient and one placebo patient in Study 1 and two placebo patients in Study 2 did not have either a baseline or EOS efficacy measurement and change from baseline could not be calculated. Therefore, N = the number of patients in the MITT population with an evaluable change measurement.

**Table 3: Efficacy Results for the FSDS-DAO Q13 Score in Premenopausal HSDD Patients in Study 1 and Study 2 (MITT\* Population)**

	Study 1		Study 2	
	<b>VYLEESI 1.75 mg (N = 313)</b>	<b>Placebo (N = 314)</b>	<b>VYLEESI 1.75 mg (N=282)</b>	<b>Placebo (N= 285)</b>
Mean Baseline (SD) <sup>1</sup>	2.9 (1.0)	2.8 (0.9)	2.9 (0.9)	2.9 (0.9)
Mean Change from Baseline (SD)	-0.7 (1.2)	-0.4 (1.1)	-0.7 (1.1)	-0.4 (1.1)
Median Change from Baseline	-1	0	-1	0
p- value <sup>2</sup>	< 0.0001		0.0053	

<sup>1</sup> FSDS-DAO Q13 score range: 0 to 4, with higher scores indicating greater bother.

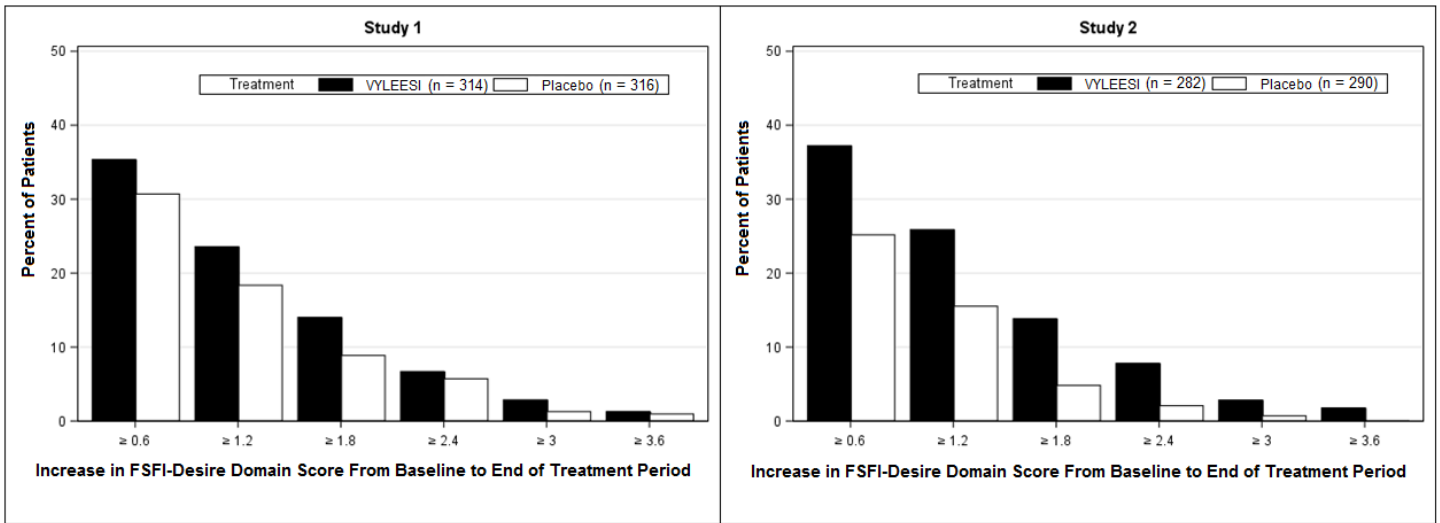
<sup>2</sup> p-value from unadjusted Wilcoxon rank-sum test.

\*MITT: modified intent to treat defined as all patients who were randomized, used at least one dose of the double-blind drug and had at least one double-blind follow-up visit. However, one VYLEESI patient and two placebo patients in Study 1 and five placebo patients in Study 2 did not have either a baseline or EOS efficacy measurement and change from baseline could not be calculated. Therefore, N = the number of patients in the MITT population with an evaluable change measurement.

Supplementary analyses were conducted to help interpret clinical meaningfulness of the observed score change from baseline to EOS in the FSFI-Desire Domain and FSDS-DAO Q13. These analyses defined responders for each coprimary efficacy endpoint by anchoring change from baseline to EOS with multiple anchor measures. Each anchor analysis considered responders to be those who reported experiencing meaningful change at their EOS visit according to the respective anchor measure.

Because a greater percentage of MITT patients in the VYLEESI group prematurely discontinued the 24-week double-blind treatment period compared to placebo patients (40% vs. 13% for Study 1 and 39% vs. 25% for Study 2), an exploratory analysis was performed examining the percentages of patients who were able to complete the treatment period and improved from baseline. Figure 2 displays the percentages of the MITT patients in the two Phase 3 trials who completed the 24-week double-blind treatment period and achieved various levels of increase in the FSFI-Desire Domain Score from baseline (higher scores indicate increased sexual desire). Figure 3 displays the percentages of the MITT patients in the two clinical trials who completed the 24-week double-blind treatment period and achieved various levels of reduction in the FSDS-DAO Q13 score from baseline (higher scores indicate greater reduction in distress).

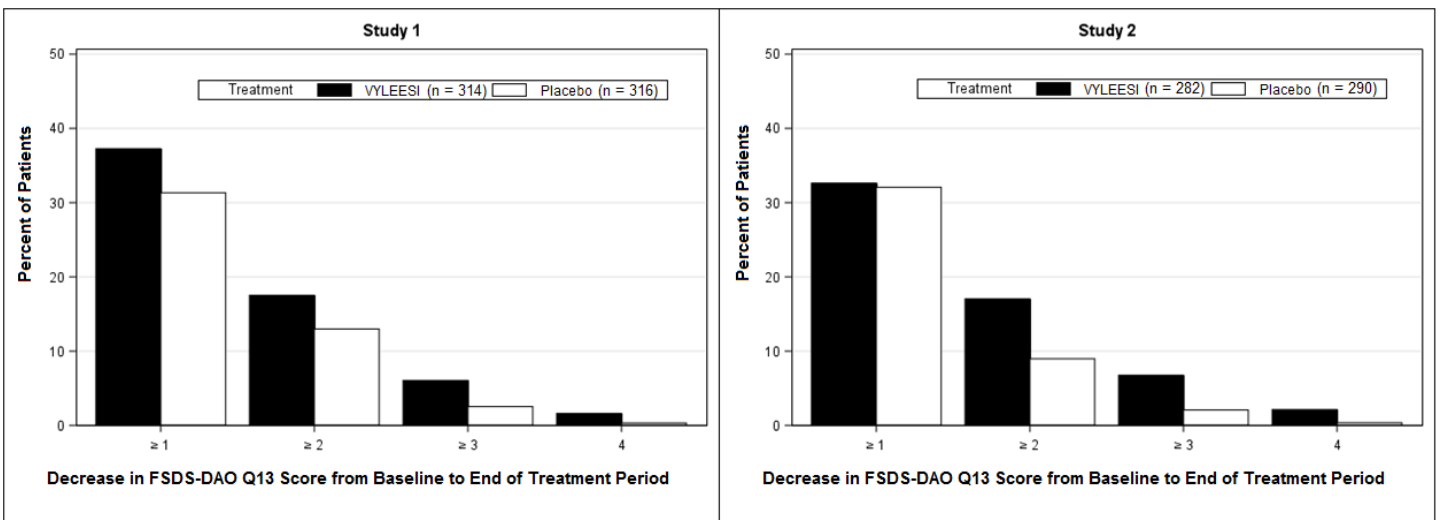
**Figure 2: Percent of Patients (MITT Population) who Completed the 24-Week Double-Blind Treatment Period and Achieved Various Levels of Increases in the FSFI-Desire Domain Score**



Patients who did not complete the double-blind treatment period or were missing baseline scores are not considered to have experienced an increase in FSFI-Desire Domain score at the end of the double-blind treatment period.

Responder threshold: at least 1.2-point increase from baseline in FSFI-Desire Domain score. The threshold was defined for these studies by anchoring change from baseline to end of treatment with multiple anchor measures.

**Figure 3: Percent of Patients (MITT Population) who Completed the 24-Week Double-Blind Treatment Period and Achieved Various Levels of Reductions in the FSDS-DAO Q13 Score**



Patients who did not complete the double-blind treatment period or were missing change from baseline scores are not considered to have experienced a decrease in FSDS-DAO Q13 score at the end of the double-blind treatment period.

Responder threshold: at least 1-point decrease from baseline in the FSDS-DAO Q13 score. The threshold was defined for these studies by anchoring change from baseline to end of treatment with multiple anchor measures.

There was no significant difference between treatment groups in the change from baseline to end of study visit in the number of satisfying sexual events (SSEs), a secondary endpoint.

Efficacy results for the number of SSEs are summarized in Table 4.

**Table 4: Efficacy Results for the Number of Satisfying Sexual Events in Premenopausal HSDD Patients in Study 1 and Study 2 (MITT\* Population)**

	Study 1		Study 2	
	VYLEESI 1.75 mg (N = 314)	Placebo (N = 316)	VYLEESI 1.75 mg (N=282)	Placebo (N= 290)
Mean Baseline (SD)	0.7 (1.0)	0.8 (1.1)	0.8 (1.1)	0.7 (1.0)
Mean Change from Baseline (SD)	0.0 (1.4)	-0.1 (1.4)	0.0 (1.3)	0.0 (1.2)
Median Change from Baseline	0	0	0	0
p- value <sup>1</sup>	0.76		0.70	

<sup>1</sup> p-value from unadjusted Wilcoxon rank-sum test.

\*MITT: modified intent to treat defined as all patients who were randomized, used at least one dose of double-blind drug and had at least 1 double-blind follow-up visit. N = the number of patients in the MITT population.

## 16 HOW SUPPLIED / STORAGE AND HANDLING

VYLEESI (bremelanotide) is supplied as:

1.75 mg bremelanotide in 0.3 mL solution in a single-dose, disposable prefilled autoinjector (NDC 64011-701-01) provided in a carton of 4 autoinjectors (NDC 64011-701-04).

### Storage

Store at or below 25°C (77°F). Do not freeze. Protect from light.

## 17 PATIENT COUNSELING INFORMATION

Advise the patient to read the FDA-approved patient labeling (Patient Information and Instructions for Use).

### Transient Increase in Blood Pressure and Decrease in Heart Rate

Advise patients that increases in blood pressure and decreases in heart rate may occur after taking each VYLEESI dose, and that these changes usually resolve within 12 hours post-dose [*see Warnings and Precautions (5.1)*].

Advise patients not to take VYLEESI within 24 hours of a prior dose and that more than 8 doses per month is not recommended. Advise patients that taking VYLEESI more frequently or too close together may lead to more pronounced increases in blood pressure [*see Dosage and Administration (2.1)*].

### Focal Hyperpigmentation

Advise patients that focal hyperpigmentation, including on the face, gingiva and breasts, may occur when VYLEESI is used intermittently, particularly in patients with darker skin. The incidence may increase with daily VYLEESI use. Advise patients that the pigmentary changes may not resolve completely after stopping VYLEESI, and to contact their healthcare provider if they have any concerns about changes to their skin [*see Warnings and Precautions (5.2)*].



## Nausea

Advise patients that nausea may occur, most commonly with the first injection of VYLEESI, but could occur intermittently with continued use. Advise patients that nausea most commonly lasts for two hours after taking a dose but could last longer in some patients, and that anti-emetic medications may be necessary. Advise patients to contact their healthcare provider for persistent or severe nausea [*see Warnings and Precautions (5.3)*].

## Females of Reproductive Potential

Advise patients to use effective contraception while taking VYLEESI and to discontinue VYLEESI if pregnancy is suspected. Advise pregnant patients that there is a pregnancy registry that monitors pregnancy outcomes in women exposed to VYLEESI during pregnancy [*see Use in Specific Populations (8.1, 8.3)*].

Manufactured for:  
AMAG Pharmaceuticals, Inc.  
1100 Winter Street  
Waltham, MA 02451

VYLEESI is a trademark of AMAG Pharmaceuticals, Inc.  
© 2019 AMAG Pharmaceuticals, Inc. All rights reserved.

Version 1.0